


SM 300 Electric Hose Skiver Unit



The SM 300 Electric Hose Skiver Unit has the capacity to skive hoses from 1/2" to 3" either internally or externally. The quick change tooling, carbide cutting inserts and dual arm external skiver make this product an outstanding value.


Electric Hose Skiver Unit
P/N:SM 300
Shown with optional accessories.



Laser Etched Scale:
Is designed to help accurately calibrate the skive diameter.



OD Skiving Tool & PTO Coupling:
Long lasting carbide inserts have multiple cutting edges to eliminate sharpening and PTO Coupling for quick change tool.



ID Skiving Tool: High Speed Steel cutting tool provides clean ID skiving.



Safety Switch:
Activates and motor shuts off when the safety shield is opened.



Available Hand Operated Skiving Tool
P/N:SM 300M

ENGINEERED TO ACCOMMODATE YOUR NEEDS

- Capable of skiving 1/2" to 3" hose internally and externally.
- OD Carbide Skiving Inserts remain sharp for a long lasting service life.
- OD Carbide Skiving Insert blade have 4 useable cutting surfaces, which can be rotated quickly.
- OD and ID skive depth adjustability is easy and accurate.
- ID steel cutting blade provides clean ID skiving.
- Change from OD to ID skiving tool in seconds with PTO Coupling.
- SM 300 Hose Skiver can be easily controlled by a foot pedal, leaving the operator's hands free.
- Base mounting holes allow the hose skiver to be bench or truck bed mounted if required.

DURABLE, RELIABLE DESIGN = PROFITABILITY

- Open design to provide excellent operator visibility.
- Complete range of OD and ID Skiving Tools available.
- All OD and ID Skiving Tools are compatible with SM 300M Hand Operated Skiving Tool.


SM 300 Electric Hose Skiver Unit



AVAILABLE ACCESSORIES




Foot Pedal
(Included) P/N:104046




SM300 Tool Holder
P/N:104247



SM300 Mobile Cart
P/N:101956



ID Skiving Steel Blade
P/N:104141



OD Carbide Skiving
Insert P/N:103993
OD Skiving Insert Screw
P/N:103994



Hose Size	OD Skiving Tool Part Number
04	103692-04
06	103692-06
08	103692-08
10	103692-10
12	103692-12
16	103692-16
20	103692-20
24	103692-24
32	103692-32
40	103692-40
48	103692-48

Hose Size	ID Skiving Tool Part Number
04	104028-04
06	104028-06
08	104028-08
10	104028-10
12	104028-12
16	104028-16
20	104028-20
24	104028-24
32	104028-32
40	104028-40
48	104028-48



PTO Coupling for
quick tool change

Safety Shield

Reversing Switch for
ID and OD Skiving

Main Power Switch

SM300 Mobile Cart
(Optional)

SM300 Tool Holder
(Optional)

Foot Pedal

Safety Switch

1/3 HP Single Phase Motor

Discharge / Waste

(2) Lockable Swivel Casters



SM300 Bench Top Model:

It can be mounted in a
location of your choice.

Technical Data

Capable of skiving: Up to 3"
Power: 1/3HP/110V/1Phase (Standard)
Weight: 150 lbs w/o optional mobile cart 175 lbs w/ optional mobile cart
Size: L: 29" x W: 25" x H: 21" w/o optional mobile cart
Size: L: 30" x W: 29" x H: 49" w/optional mobile cart



See the complete line of CustomCrimp® Crimpers and Accessories at:

CustomCrimp®

www.customcrimp.com

(219) 462-6128